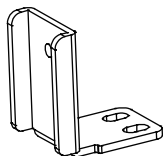


# Illustrazione per l'installazione dei pannelli led

----- Incassato

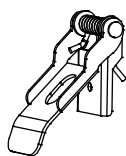
## Composizione del materiale

x4 pz



Staffa a forma di L.

x4 pz



Gancio a molla

x8 pz



M3\*8.5 Vite

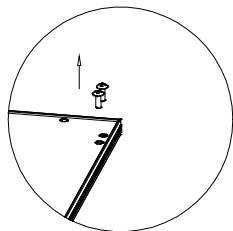
x4 pz



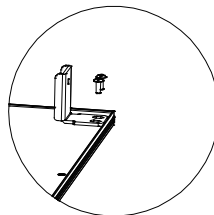
M3\*6.5 Vite

## Installazione


- ① Rimuovere le viti originali di queste posizioni



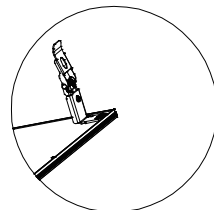

- ② Fissare la staffa a forma di L con M3 \* 8.5 viti autofilettanti



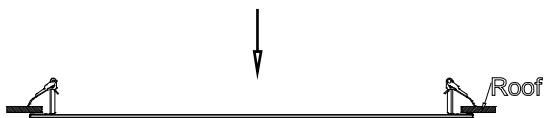
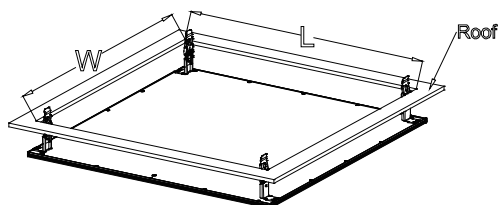
- ③ Collegare la staffa a forma di L con il Gancio a molla usando la vite M3 \* 6.5



- ④ Alzare i quattro ganci a molla e incastrarli sul retro del tetto



- ⑤ Completo



Codici Pannelli	L*W(mm) Dimensioni di montaggio
5070	267*267
5071	267*567
5072	267*1167
5073	567*567
5074	567*1167